NSPCC

# SEND Programmes & Resources for Schools

## NSPCC Schools Service

EVERY CHILDHOOD IS WORTH FIGHTING FOR

# NSPCC Schools Service

# Speak out Stay safe SEND/ASN/ALN programme

We have adapted **Speak out Stay safe** for children with additional needs and disabilities in partnership with **Image in Action.**

It is aimed at pupils **aged 9 -11** (but can be flexible).

The materials are intended for children with **Moderate Learning Disabilities** and some children with **autism spectrum conditions** or **other additional learning needs.**

# Programme aims

**Aims to help pupils to:**

- Improve their self-awareness and self-esteem.
- Learn about their emotions.
- Know how to build and maintain safe and appropriate relationships.
- Understand how to speak out about their worries.
- Identify safe adults.
- Learn about and recognise different types of abuse.

**The programme helps schools:**

- Support teachers to address safeguarding with their pupils.
- Supports social and emotional aspects of the curriculum.
- To access a creative bank of activities and resources.

# The SOSS SEND/ASN/ALN hidden webpage

NSPCC Learning

News | Key topics | Research and resources | Training | Services | Search | Sign in

You are here: Home » Services » Speak out Stay safe SEND programme resources

## Speak out Stay safe SEND/ASN/ALN programme resources

- Introduction
- Getting started
- The sessions
- Films for school staff
- Printable resources
- Evaluation and feedback

### Thank you for your interest in the Speak out Stay safe programme for children with special educational needs and disabilities (SEND), additional support needs (ASN) and additional learning needs (ALN)

This page provides a variety of resources to help you run the programme in your school.

Please do not share this webpage externally to your school setting. If you're on this page and are yet to register for these resources – register now by filling in our form.

Please ensure that you re-register each time you would like to use the programme. This means we can provide you with the most up to date resources.

Please note that our Speak out Stay safe SEND/ASN/ALN programme content is not suitable to be used as home learning as it needs school staff present face-to-face to ensure it's being received well and is understood by pupils. We therefore ask that it's not used for this purpose.

### Contact the Schools Service

If you have any questions please contact your local Schools Service Schools Coordinator or email schools@nspcc.org.uk

### Request online programme

Sign up

# Guidance and Session Plans

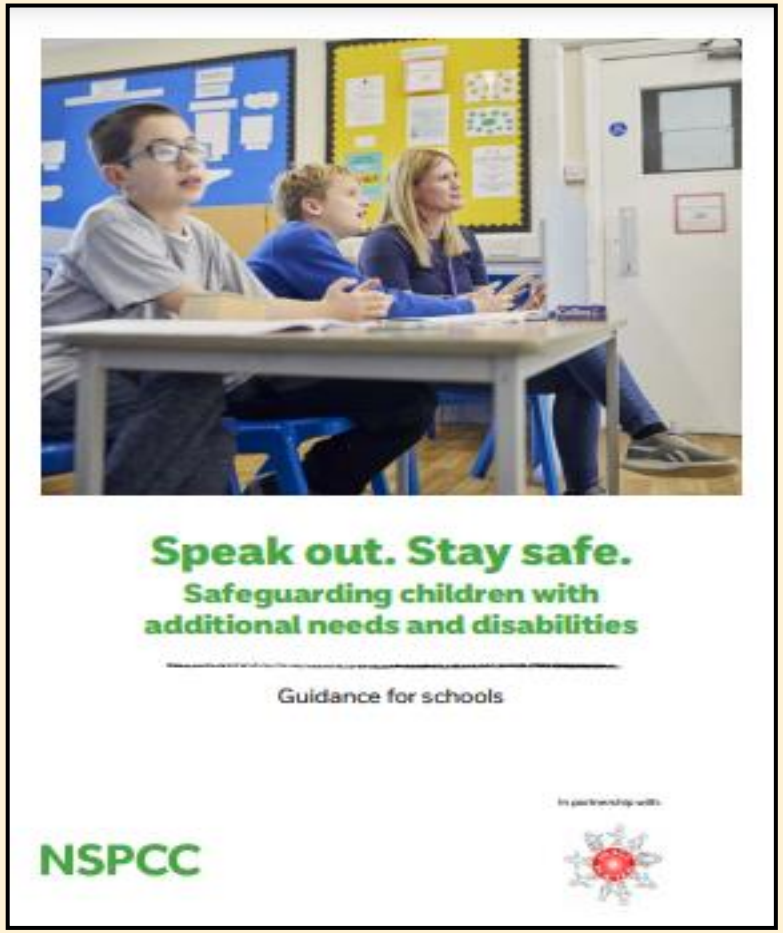

# Methods used

**Distancing the work**

- Storytelling – character stories
- Techniques – character masks, line drawings, activities.

**Personalising the work**

- Use of a safe circle helps children identify trusted adults in their own lives at home/school.

**Joining in**

- Children can choose what they contribute, can work in groups
- Use of role play/staff  demonstrate activities.

# Methods:  Storytelling

## Characters – Mo, Guy, Ali, Sam



- **Distancing the work** – we use characters and storytelling.
- **Character Masks** – acting/showing emotions.

# Illustrations



# The Safe Circle

**Personalising the work** - the safe circle helps children identify safe adults in their own lives.

# Safe Circle Ground Rules

## Good Rules

- Speak out and ask questions
- Help each other join in and feel happy
- Good listening
- Ask before we touch
- Be kind.



## Bad rules

- Bully each other
- Be silly.

# Repetition and sequence

- **Title Slide**
- **Rights Slide**
- **Recap ground rules each time**
- **What did we learn last time?**
- **What are we learning today?**

Staff can make use of **Buddy each time** to introduce new learning point and start the session

- Say hello to Buddy - today give him a **good touch**
- Say hello to Buddy - today say something **kind to him**
- Say hello to Buddy - tell him one thing **you did to get ready for school today.**

# Adapted materials

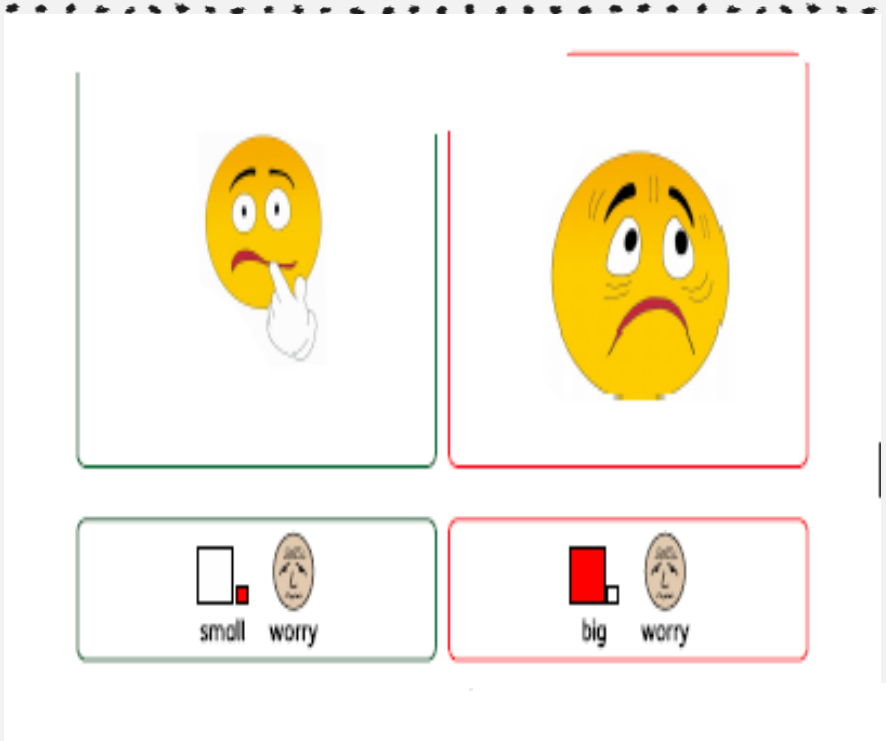



# Additional resources

## Talk PANTS

Download our free lesson plans, activities and other resources to teach children the Underwear Rule and help keep them safe from abuse.

Find out more

## Talk Relationships

Lesson plans and training to help support secondary school teachers to confidently deliver inclusive sex and relationships education.

Find out more

## It's Not OK

Teaching resources about positive relationships, how to recognise concerning or abusive behaviour and what to do about it for use with children and young people aged 11+.

Find out more

NSPCC Learning

## Love Life

Films and activities to help young people with special educational needs and learning disabilities learn about emotions, relationships and identity.

Find out more

## AGENDA

A free online toolkit developed to empower young people to make positive relationships matter in both primary and secondary schools and within local communities.

Find out more

## Think B4 You Type

Resources to help you support secondary school-aged children and young people to design and lead their own campaign around online bullying.

Find out more

# Talk PANTS

With the help of our friendly dinosaur, Pantosaurus, Talk PANTS is a simple conversation for parents and carers to have with children, to help keep them safe from sexual abuse.

**From P through to S, each letter gives an important message to help keep children as young as four safe.**

The campaign helps children understand that their body belongs to them, and they can tell a trusted adult if anything makes them feel upset or worried.

**nspcc.org.uk/PANTS**

# Talk PANTS - SEND

Package of resources for families and professionals.

- Resources pack
- Powerpoint
- Lesson plan

# Talk PANTS with Makaton resources

Package of resources for families and professionals.

- Children's booklet
- Parent and carer guide
- Prompt card pack
- Series of 6 films

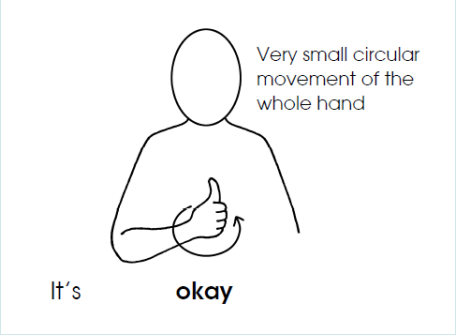

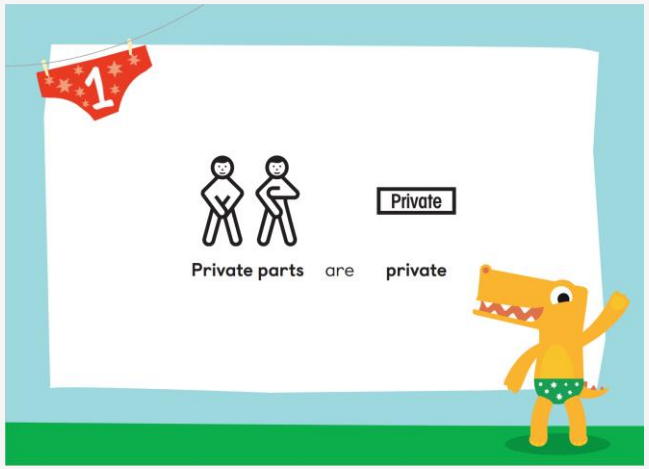


Makaton

# Talk Relationships – SEND

6 specialist lesson plans for young people with **SEND/ASN/ASL.**
**Visit nspcc.org.uk/talkrelationships**

A **dedicated helpline** to provide advice and guidance to secondary school educators who deliver sex education.

Call **0800 389 5347** or email **help@nspcc.org.uk** with "Talk Relationships" in the subject line.
We are available from 8am-10pm Monday to Friday and 9am-6pm on Saturday and Sunday.

Created in partnership with the PSHE Association, the lesson plans are accessible for young people with Moderate Learning Disabilities.

**What do the lesson plans cover?**

Included in the lesson plans are:

- Full lesson plans
- PowerPoints
- Differentiated resources
- Teacher guidance for delivering the lesson plans

**There are 6 key lessons:**

1. Positive relationships (including friendships)
2. Communicating online
3. Personal space
4. Consent
5. Public and private
6. Sharing nudes

# Talk Relationships – SEND

## We can help!

**Add your questions to our question box.**

OK

NOT OK

## Feelings check

**How do you feel after today's learning?**



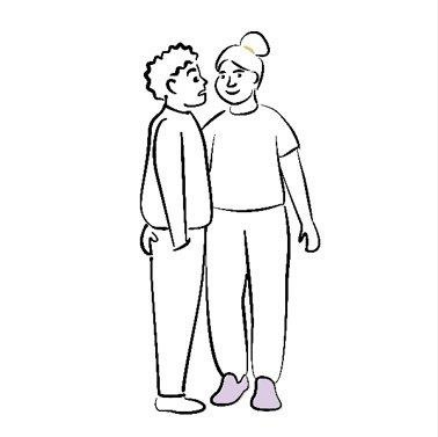

# Love Life: Resources for Young People with Learning Disabilities

Love Life enables adults to start conversations with young people about:

- feelings
- privacy and boundaries
- friendship
- different kinds of love
- online safety.

Looks at three aspects of life for young adults featuring Ash, her friend Jim and her sister Steph.

Films, activity plan and supporting resources are all available as part of the Love Life package.



NSPCC

# Thank You

For any queries, please speak to
**porsche.thomas@nspcc.org.uk or charlie.ali@nspcc.org.uk**

or Google **"NSPCC Learning"**

**EVERY CHILDHOOD IS WORTH FIGHTING FOR**

©NSPCC 2023. National Society for the Prevention of Cruelty to Children. Registered charity England and Wales 216401, Scotland SC037717 and Jersey 384. Photography by Tom Hull, Harry George Hall, and Adrian James White. Children and adults pictured are models and volunteers. Photography includes a real-life NSPCC Childline counsellor, Sarah Murphy. J2023009.